

■ 特性

- 国际通用全范围交流输入
- 适合 POE 交换机内置供电
- 过压/过温/过负载保护
- 100%负载老化
- 冷却方式：自冷
- 高效率，长寿命和高信赖度
- 可根据用户参数生产

■ Characteristic

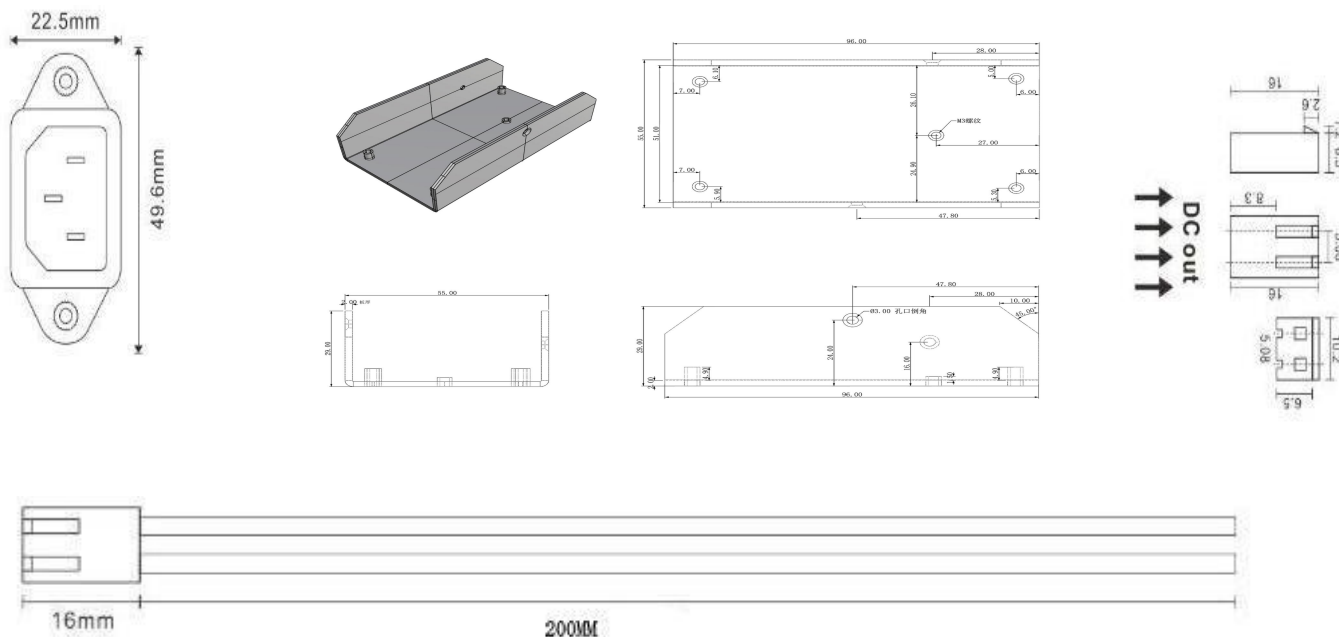
- International Universal AC input/ Full range
- Suitable for POE switch built-in power supply
- Over voltage& temperature & Load Protections
- 100% full load burn-in test
- Cooling: Self-cooling
- High efficiency, long life and high reliability
- Can be customized according to user selection

电气规格 SPECIFICATION

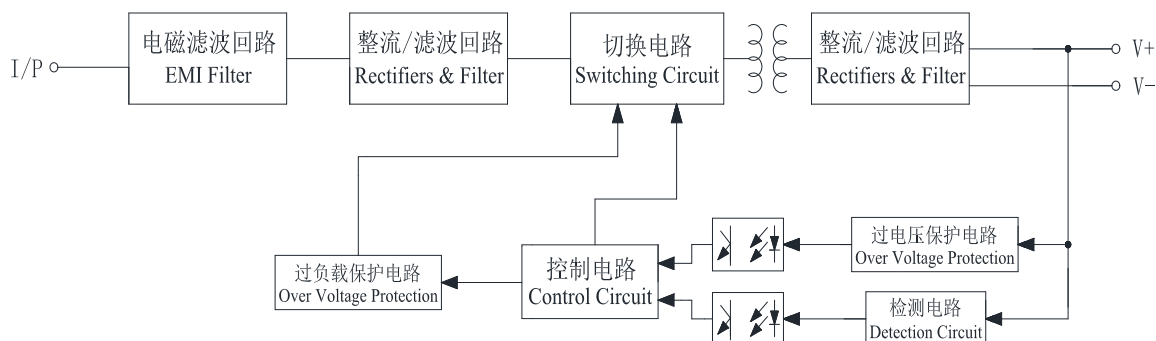
型号 Model		POE-150W-15	POE-150W-24	POE-150W-48	POE-150W- 52
输出 Output	直流电压 DC Voltage	15V	24V	48V	52V
	额定电流 Rated Current	10A	A	2A	1.85A
	电流范围 Current Range	0-6.4A	0-4A	0-2A	0-1.85A
	额定功率 Rated Power	96W	96W	96W	96W
	波纹和噪声(最大)备注 2Ripple & Noise Max Note	240MV	240MV	480MV	520MV
	电压精度备注 3 Voltage Tolerance Note 3	±5%	±5%	±5%	±5%
	线性调整率备注 4 Line Regulation (Note 4)	±3%	±3%	±3%	±3%
	负载调整率备注 5 Load Regulation (Note 5)	±5%	±5%	±5%	±5%
启动, 上升, 保持时间 Setup、Rise Time		500ms 200ms 30ms 满载时 Full load			
输入 Input	电压范围 Voltage Range	175Vac~240Vac			
	频率范围 Frequency Range	50/60Hz			
	效率最大 Efficiency (Typ.)	85%	86%	87%	88%
	交流电流 Ac Current (Typ.)	1.2A/230VAC			
	浪涌电流最大 Inrush Current (Typ.)	50A/230VAC			
漏电流最大 Leakage Current (Typ.)	0.75Ma/240VAC				
保护 Protection	过负载 Over Load	额定输出功率的 Rated output power: 110%~170% 保护模式: 打嗝模式, 负载异常条件移除后可自动恢复 Protection type: Hiccup mode, recovers automatically after fault condition is removed			
	过电流 Over Voltage	额定输出电流的 Rated output Voltage: 115%~175% 保护模式: 二极管钳位 Protection mode: diode clamp			
	过温度备注 5 Over Temp (Note 5)	晶体内部接触点温度超过 140℃, 启动过温保护。 Crystal internal contact temperature exceeds 140 °C, start over temperature protection. 保护模式: 关闭输出电压, 温度下降后自动恢复 Protection mode: turn off the output voltage, the temperature drops automatically resume			
环境 Environment	工作温度 Working Temp	-0℃~50℃ (请参照“减额曲线” Refer to “Derating curve”)			
	工作湿度 Working Humidity	0~90%RH, 无冷凝 non-condensing			
	储存温度、湿度 Storage Temp、Humidity	-10℃~75℃ 10~98%RH, 无冷凝 non-condensing			
	温度系数 Temp. Coefficient	±0.03%/℃ (0~50℃)			
	耐震荡 Vibration	10~500Hz, 5G 10 分钟/周期, X、Y、Z 轴各 60 分钟 10Min/1 cycle, period for 60min,each along X,Y,Z axes			
安规 和电磁兼容 备注 7 Safety & EMC Note 7	安全规范 Safety Standards	GB4943, EN60950			
	耐压 Withstand Voltage	I/P-0/P: 1.5KVac			
	绝缘抗阻 Isolation Resistance	I/P-0/P: 100M Ohms/500VDC/25℃/70%RH			
	电磁兼容发射 EMI Conduction Radiation	符合 Compliance to :EN55022, EN61000-3-2, 3, FCC part15, GB9254 class B, GB17625.1			
其它 Others	电磁兼容抗扰度 EMS Immunity	符合 Compliance to :EN61000-4-2, 3, 4, 5, 6, 8, 11, A 级轻工业标准 light industry level, criteria A			
	寿命 Life	1 年: 100%负载, 30℃, 8 小时/天 2 years: 100% load, 30, 8 hours / day			
连接器 Connector	尺寸 Dimension	106*54*28.5mm (L*W*H)			
	插头 Plug/配线 Wiring	详见第二页, 其它型号可依客户需求订制 For second pages, other models can be customized according to customer requirements.			
备注 Note	<p>1. 如未特别说明, 所有规格参数均在输入为 230VAC、额定负载、25℃环境温度下进行测量。 If no special instructions are specified, all the specifications are measured at the input of 230VAC, the rated load, the ambient temperature of 25℃.</p> <p>2. 波纹和噪声测量方法: 使用一条 12" 双绞线, 同时终端要并联 0.1uF 和 47uF 的电容, 在 20MHZ 带宽下进行测量。 Ripple and noise measuring method: using a 12 "twisted pair, at the same time terminal to parallel 0.1uF and 47uF capacitor, in the 20MHZ bandwidth measurement.</p> <p>3. 精度: 包含设定误差, 线性调整率和负载调整率。 Curacy: contains setting error, linear adjustment rate and load adjustment rate.</p> <p>4. 线性调整率测量方法: 在额定负载下, 从低电压到高电压测试。 Linear adjust rate measurement: at rated load, from a low voltage to a high voltage test.</p> <p>5. 负载调整率测量方法: 从 10%到 100%。 Load adjustment rate measurement method: from 20% to 100%</p> <p>6. 过温保护是由控制 IC 的功能决定。 Overtemperature protection is determined by the function of the control IC.</p>				

尺寸 Dimension

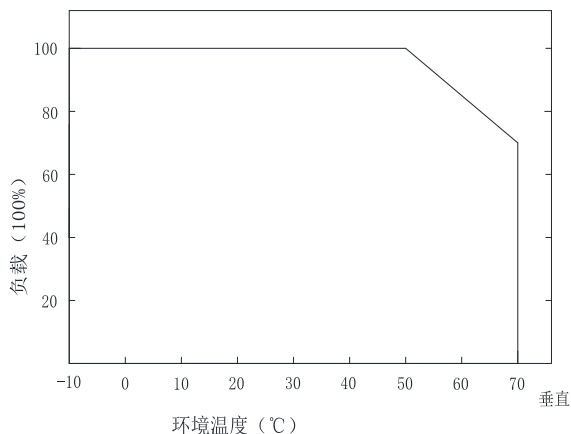
单位: mm



方框图



减额曲线



静态特性曲线

